

The Symbol of Excellence




SC & SCS Self-contained, Roll-off, Compactor/Containers

SCS-2235



SCS model self-contained modified with a low over-all height, narrow over-all width, shortened container and special understructure.



SCS model self-contained with an optional rectangular container.

- Unitized construction effectively retains high-liquid content waste.
- Helps to control and reduce odor and pest problems.
- Available with a 1.5 or 2 cubic yard capacity compactor.
- Available in 16', 18', 20', 22', and 24' lengths.
- Customized loading applications with security chutes, hoppers, and decks.
- Customized designs available including space saving narrow or short container construction.
- Adjustable door with full seal prevents liquids from leaking out of the container.
- Safety door catch and cam locked, ratchet load binder are standard for a safe, easy door locking system.
- An oil spill pan is positioned under the hydraulic quick disconnects to maintain a clean, safe working area.
- Container inspection/fire port standard.
- Double end pick-up on standard universal and deadlift understructures.
- Nylatron ram guide system.
- Remote power unit.
- Industry's leading warranty program.
- Conforms to current ANSI Z245 Standards.

Specifications

Compactor Specifications

Model	SC	SCS
Mfr's Rating (cu. yds.)	1.5	2
WASTEC Type Rating (cubic yards)	1.03	1.57
Clear Top Opening (in.)		
Length	31	40
Width	58	56.5
Chamber Length (in.)	32	42
Ram Stroke (inches)	42	46.5
Ram Penetration (in.)	10	5.5
Force Rating (Ram PSI at Stated Forces/Lbs.)	29.5/44,200	27.6/49,200
Hydraulic System Pressure	2,250	2,250
Ram Face (inches)		
Width	60	59.5
Height	25	30
Cycle Time (seconds)	38	36
Volume Displacement (cubic yards/hour)	99	158
Motor H.P.	10	10
Pump Volume G.P.M.	10	10
Oil Reservoir (gallons)	25	25

Material Specifications

Model	SC	SCS
Compactor Frame		
Floor Plate	3/8" AR 400	3/8" AR 400
Floor Plate Supports	TS 2" x 2" x 3/16" Bar 2" x 1/2"	TS 2" x 2" x 3/16" Bar 2" x 1/2"
Side Plates	1/4"	1/4"
Side Supports	6" x 2-1/2" 10 GA Formed Channel	6" x 2-1/2" 10 GA Formed Channel
Breaker Bar	L 6" x 6" x 1/2" & TS 2" x 6" x 1/4" w/Retainer Teeth	L 6" x 6" x 1/2" & TS 2" x 6" x 1/4" w/Retainer Teeth
Ram Hold Down Bars	1" x 1-1/2" Bar	1" x 1-1/2" Bar

Ram

Face Plate	1/2"	1/2"
Floor Plate	1/2"	1/2"
Side Plates	1/4"	1/4"
Top Plate	1/4"	1/4"
Top Plate Supports	C 4" x 5.4#	C 4" x 5.4#

Container

Floor & Side Plate	7 GA	7 GA
Floor Supports (on 20" Centers)	C 3" x 4.1#	C 3" x 4.1#
Roof Plate	10 GA	10 GA
Main Rails	TS 2" x 6" x 1/4"	TS 2" x 6" x 1/4"
Bull Nose	1-1/4" Solid Steel Burn-out	1-1/4" Solid Steel Burn-out
Wheels (4 total)	5" W x 6-5/8" D	5" W x 6-5/8" D

Standard Controls & Features

Cylinder(s): SC - (1) 5" Bore x 2-1/2" Rod x 42" Stroke
SCS - (2) 4" Bore x 2-1/2" Rod x 34" Stroke

Automatic Multicycle System
1-5 Minute Cycle Timer

Panel Mounted: Key Locked Start Button
Emergency Stop Button
Reverse Button

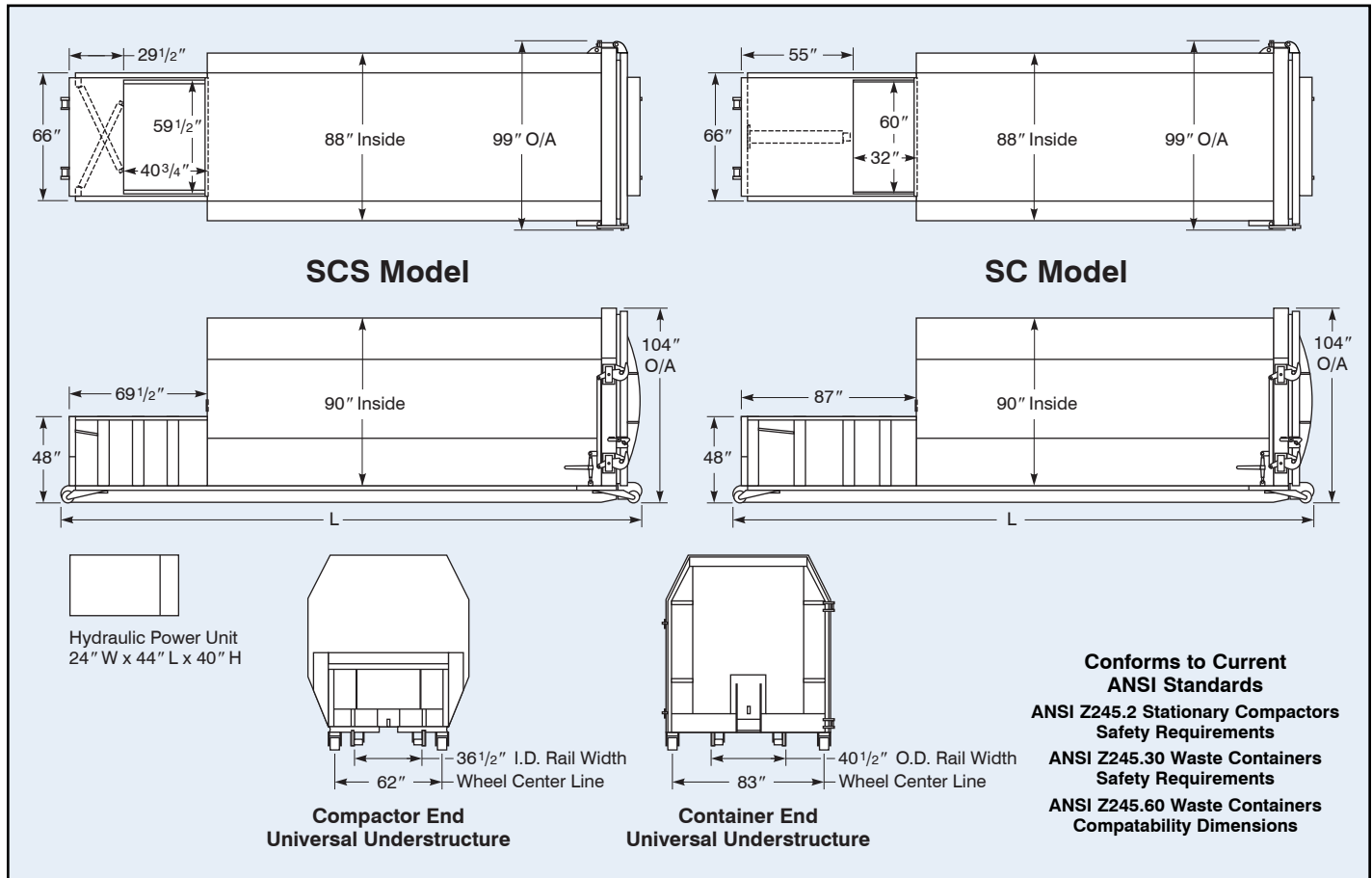
Tri-volt Selection (208, 230 or 460, 3 Phase)
Pressure Switch Soft-shift System
Monitor Gauge (Advance Full/Full Load Warning Pressure Gauge)
Oil Suitable for Wide Temperature Range (-40° F Pour Point)
10' Hydraulic Hoses with Quick Disconnects
Provisions for Quick Disconnects Mounted on Left and Right Hand Sides
Oil Spill Pan Mounted Under Both Quick Disconnect Locations
Oil Level Gauge with Thermometer
10' Power Supply Cable
Removable Compactor Access Panel
Nylatron Ram Guide System
Octagon Container
Rear Container Door: Full Seal
Ratchet Locking System
Heavy Duty Adjustable Hinge System
Four Wheels with Grease Fittings
Universal or Deadlift Understructure with Double End Pick-up
Container Inspection Port

Optional Features

Remote Control Station with 10' Cable
Keyed Jog Controls
Advance Full Load Indicator
Low/Hot Oil Indicator Light with Shut-off
Thermo Oil Heater
TEFC Motor
Deodorizer or Disinfectant Spray System
Power Unit Cover with Lockable Door
Walk-on and Heavy Duty Decks
Safety Hand and Toe Rails
Rear or Side Load Hoppers
Rear or Side Load Security Chutes
Dog House Hoppers with Interlocked Door(s)
Container Centering Guide
Rectangular or Special Container Style
Double End Pick-up for Dempster and Hooklift Understructures
Special Understructures
Special Shortened or Cut-down Container
Wear Strips on Main Rails
Heavy 6" x 2" x 3/8" Main Rails
Low Profile Compactor

Contact Your Local Representative for Additional Options

Specifications



Model	SC 1619	SC 1823	SC 2027	SC 2231	SC 2435	SCS 1623	SCS 1827	SCS 2031	SCS 2235	SCS 2439
Capacity - Cubic Yards**	19	23	27	31	35	23	27	31	35	39
Compactor & Container - O/A Length (L)*										
Universal Understructure	18' 4-1/2"	20' 4-1/2"	22' 4-1/2"	24' 4-1/2"	26' 4-1/2"	18' 4-1/2"	20' 4-1/2"	22' 4-1/2"	24' 4-1/2"	26' 4-1/2"
Deadlift Understructure	18' 7"	20' 7"	22' 7"	24' 7"	26' 7"	18' 7"	20' 7"	22' 7"	24' 7"	26' 7"
Hooklift Understructure	19' 3"	21' 3"	23' 3"	25' 3"	27' 3"	19' 3"	21' 3"	23' 3"	25' 3"	27' 3"
Hooklift Understructure w/Fold-down, Compactor End Hook	19' 5"	21' 5"	23' 5"	25' 5"	27' 5"	19' 5"	21' 5"	23' 5"	25' 5"	27' 5"
Compactor & Container - Weight (Lbs.)	9,650	9,960	10,630	11,300	11,970	9,140	9,810	10,480	11,150	11,820
Remote Power Unit with Oil - Weight (Lbs.)	550	550	550	550	550	550	550	550	550	550

* Check that the Overall Length of the Self-contained Does Not Exceed the Maximum Length that the Hoist Can Haul. Special Understructures May Change the Overall Length of the Machine, Check with the Factory for Confirmation.

** A Frame Pull Understructure is Available. It Will Reduce the Length of the Unit by 10" and the Capacity by Approximately 1.3 Cubic Yards.

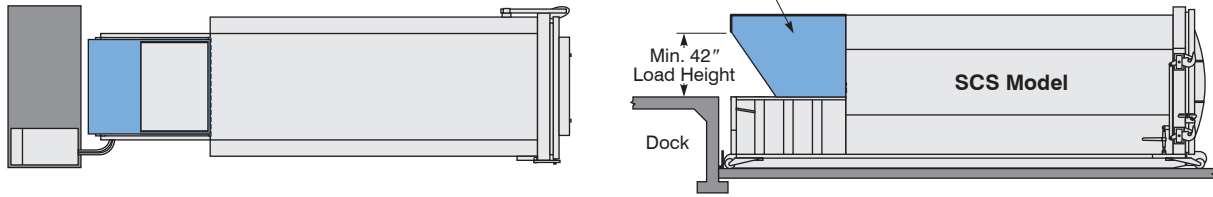
!CAUTION! This Equipment Should Be Operated By Properly Trained Personnel. Improper Use, Misuse or Lack of Maintenance could cause injury to people and/or property. Photos used in this brochure are illustrative only. Due to its commitment to quality SP Industries' specifications are subject to change without notice to accommodate improvements to its equipment. Information contained within this literature is intended to be the most accurate available at the time of printing.



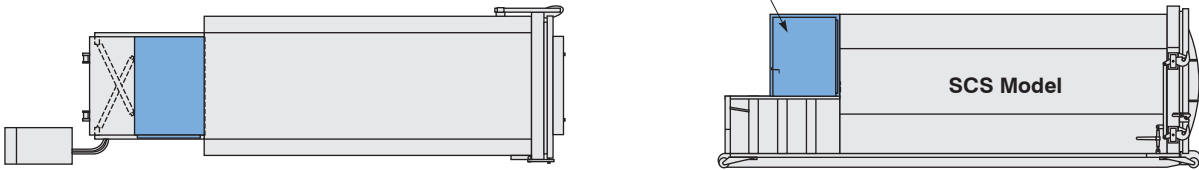
The remote power unit can be placed in any convenient location for protection from weather, accidents, and vandalism. All electrical components are UL listed.

Typical Installations

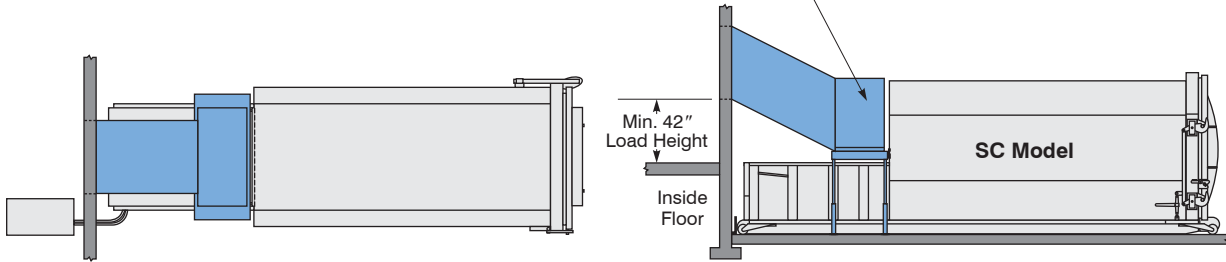
Rear Load Hopper w/42" Load Lip
Extended to the Rear of the Compactor



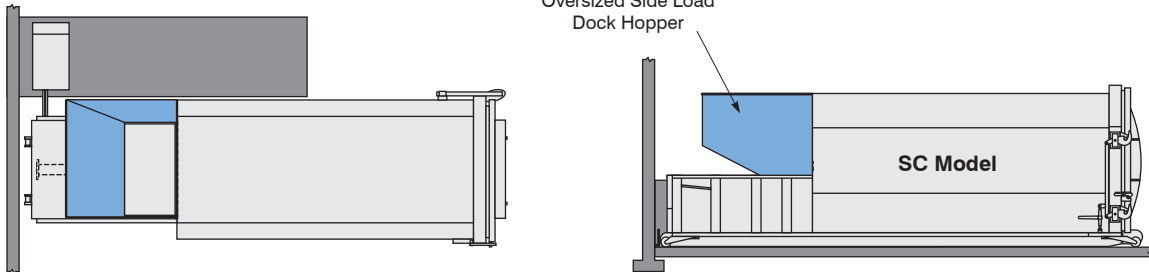
Side Load Dog House Hopper
with Safety Interlock Door



Rear Load Bridge Chute
with Safety Interlock Door



Oversized Side Load
Dock Hopper



WASTE EQUIPMENT
TECHNOLOGY ASSOCIATION



ENVIRONMENTAL INDUSTRY
ASSOCIATION

Distributed By:



SP INDUSTRIES, INC. Phone: 800-592-5959
2982 Jefferson Rd. Web: sp-industries.com
Hopkins, MI 49328 E-mail: info@sp-industries.com