

The Office of the University Architect will review and approve all signage graphics.

The signs drawn here show design intent only. All signage will be compliant with ADA requirements including materials, finish, color, contrast, typefaces, text sizes and spacing, tactile elements, braille, and sign mounting location.


Layouts should include accessible symbol on signage if applicable and/or required. *Note: OUA does not authorize the use of male/female symbols or any other pictograms (such as a toilet, toilet paper, sink, etc.) to depict an All Gender Restroom.*

Single User Restroom Sign

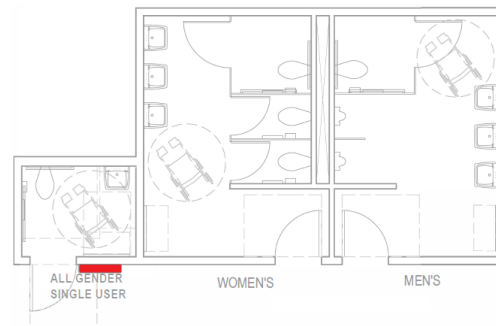
Use this sign to identify Single User restrooms.



Typical Sign, 6"x9"
With accessible symbol



Typical Sign, 6"x3.5"
No accessible symbol



Single User Restroom
Sign Location Plan, Typical

Multi-Stall All Gender Restroom Sign

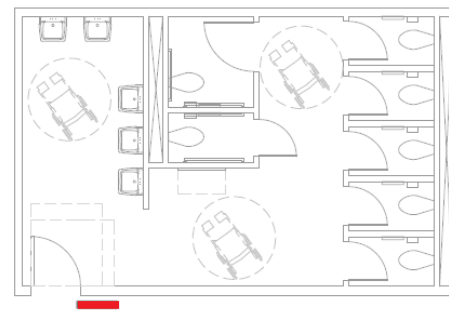
Use this sign to identify a Multi-Stall All Gender Restroom.



Typical Sign, 6"x9"
With accessible symbol



Typical Sign, 6"x3.5"
No accessible symbol



All Gender Multi-Stall Restroom
Sign Location Plan, Typical